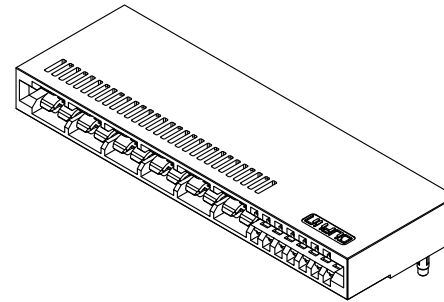
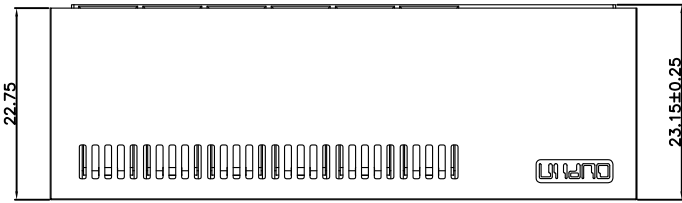


REV.	SPECIFICATION	ECN NO.	APPD.
R14		ECN250318	



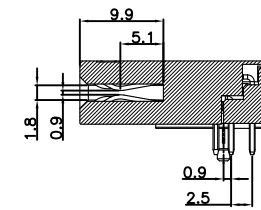
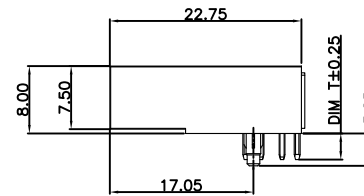
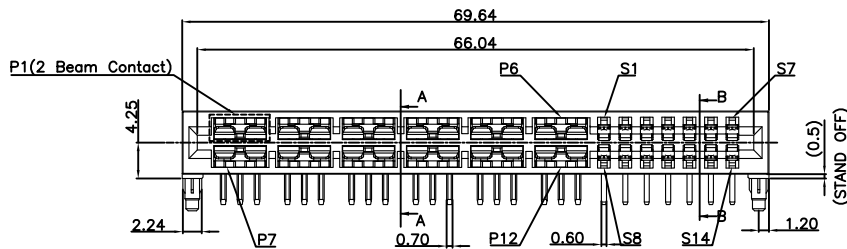
**Material and Plating:**

Housing: LCP, UL94V-0, Black.  
 Power Contacts: High Conductivity Copper.  
 30u"Au+Pd/Ni on Contact Area and 80u" Min Tin Plated on Solder Tail over nickel 50u" Min .  
 Signal Contacts : Phosphor Bronze.  
 30u"Au+Pd/Ni on Contact Area and 80u" Min Tin Plated on Solder Tail over nickel 50u" Min .

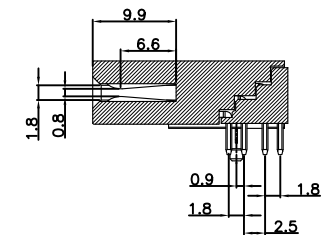
**Electrical Characteristics:**

Current Rating: Signal Pin 5.0 A(UL)(6x6oz).  
 Power Pin 75 A(UL)(6x6oz).  
 Insulator Resistance:  
 Signal Pin 5000MΩ min. at DC 500V.  
 Power Pin 5000MΩ min. at DC 500V.  
 Dielectric Withstanding Voltage:  
 Signal Pin AC 1000V For 1 minute.  
 Power Pin AC 1000V For 1 minute.  
 Contact Resistance: Signal Pin 20mΩ max.  
 Power Pin 0.6mΩ max.  
 Operating Temperature: -55°C ~+105°C .

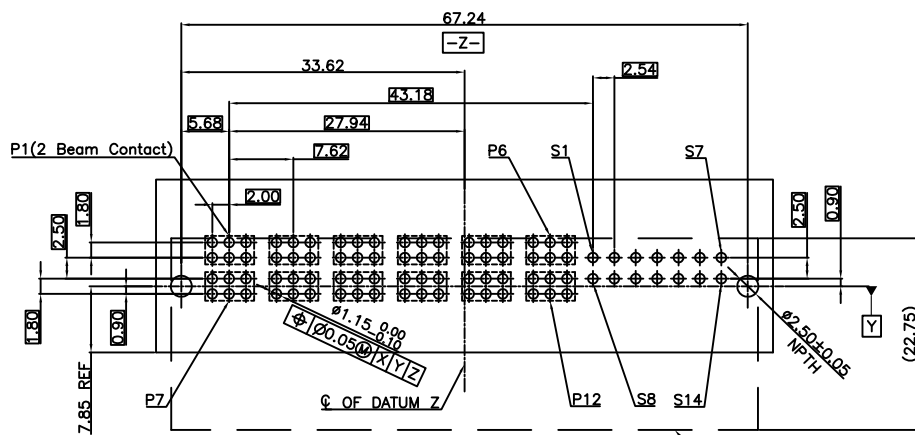
**\*RoHS Compliant**



Section: B-B

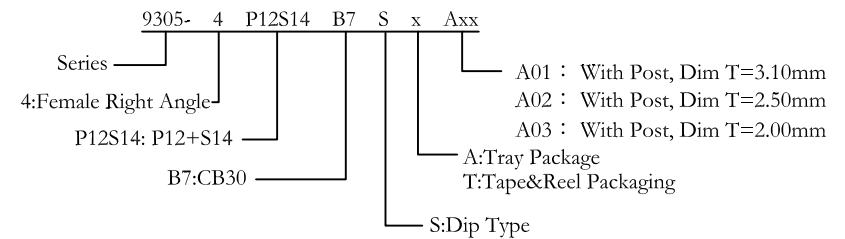


Section: A-A



P.C. Board Layout(Top View)  
(Tolerance:±0.05)

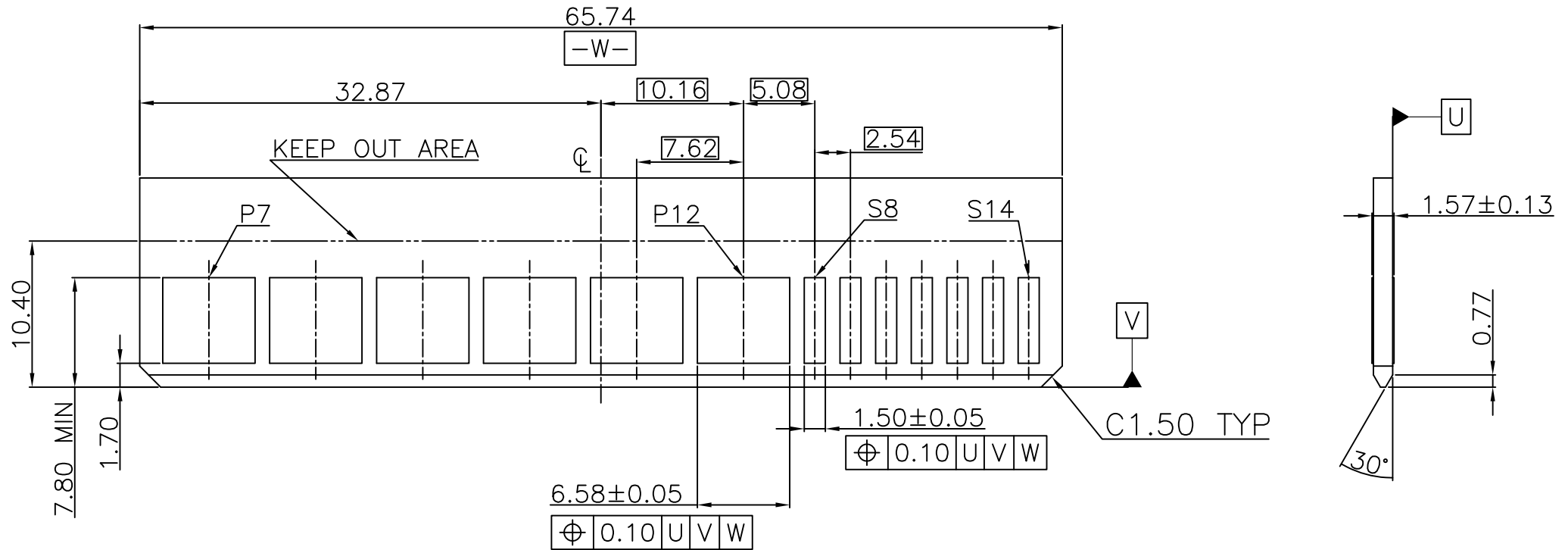
OUTLINE OF CONNECTOOR



Tolerances	Dwg. No.	9305-DP12S14-001		Title:
x = ±0.5	Projection			9305 Series
.x = ±0.25	Unit	mm	Scale	1:1
.xx = ±0.15	Drawn By	XM 03/13'25		Offset 4.25mm, M-CRPS 73.5mm

OUPIIN ELECTRONIC(KUNSHAN) CO., LTD.			
P/N: 9305-4P12S14B7SxAxx			
SHEET	1/2	Ver.No.	R14

REV.	SPECIFICATION	ECN NO.	APPD.
R14		ECN250318	



**Recommended Edge Card Layout**  
(Tolerance: ±0.05)

Tolerances	Dwg. No.	9305-DP12S14-001		Title:
x = ±0.5	Projection			9305 Series
.x = ±0.25	Unit	mm	Scale	1:1
.xx = ±0.15	Drawn By	XM 03/13'25		Offset 4.25mm, M-CRPS 73.5mm

9305 Series  
Offset 4.25mm, M-CRPS 73.5mm

OUPIIN ELECTRONIC(KUNSHAN) CO., LTD.			
P/N: 9305-4P12S14B7SxAxx			
SHEET	2/2	Ver.No.	R14