

歐品電子(昆山)有限公司 OUPIN ELECTRONIC(KUNSHAN) CO.,LTD.

包裝作業規範 PACKAGING SPECIFICATION

CONFIDENTIAL TOP SECRET

規範編號SPEC.NO. Q9001SPP-444

PAGE 1/5 REV. H

適用客戶 APPLICABLE CUSTOMER	一般客戶	適用產品 APPLICABLE PRODUCT	9001-36xxIDCxxA	包裝方式 PACKAGING CATEGORY	TRAY PLATE PACKING
--------------------------------	------	-------------------------------	-----------------	-------------------------------	--------------------

修訂履歷 REVISION HISTORY

REV.	ECN NO	頁次 PAGE							
		1	2	3	4				
E		Revise the packaging quantity (修改包裝數量)							
F		Cancel upper cover change to empty chassis (取消上蓋變更為空底盤)							
G		Modification Plate Install Cover Explain (修改盤子包裝說明)							
H		Reduce the number of trays per carton (減少每箱包裝盤數)							

事業單位 DIVISION	產品部產品開發課	核 准 APPROVED		審 核 CHECKED	DE: _____ PE: _____	制 表 PREPARED	CCH6/28/24
------------------	----------	-----------------	--	----------------	------------------------	-----------------	------------

歐品電子(昆山)有限公司

OUPIIN ELECTRONIC(KUNSHAN) CO.,LTD.

包裝作業規範

PACKAGING SPECIFICATION

<input checked="" type="checkbox"/> CONFIDENTIAL	<input type="checkbox"/> TOP SECRET
PAGE	2/5
REV.	H

規範編號SPEC.NO. Q9001SPP-444

包裝作業圖示及說明	PACKING OPERATION DIAGRAM & INSTRUCTION	備注	REMARK
-----------	---	----	--------

產品擺放圖示：



- 一.PVC Plate Packing Mode:
(PVC盤包裝方式)
- (1).CT-1.6 Box:PVC-10 30 PCS.
 - (2).Put product in each trough fully as shown in diagram.
(產品在盤子中擺放方式如圖所示)
 - (3).After each dish is filled with products,it is folded up and the product is empty on the top of the mouth
(每盤放滿產品後疊起,最上面一層放空底盤)
 - (4).Stack theXX PVC plates filled with product, put them in the paper box in which has been put waterproof bag.
(將放滿產品的XX個PVC盤疊起,裝入防水袋放入紙箱內)

歐品電子(昆山)有限公司
 OUPIIN ELECTRONIC(KUNSHAN) CO.,LTD.

包裝作業規範
 PACKAGING SPECIFICATION

CONFIDENTIAL TOP SECRET

規範編號SPEC.NO. Q9001SPP-444

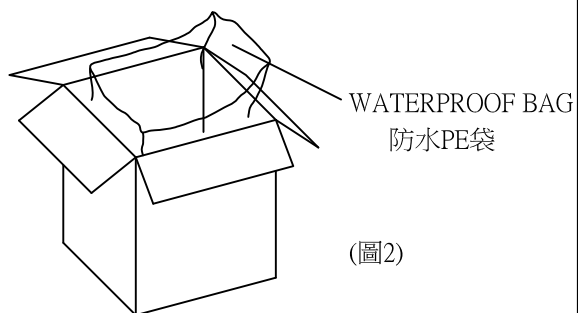
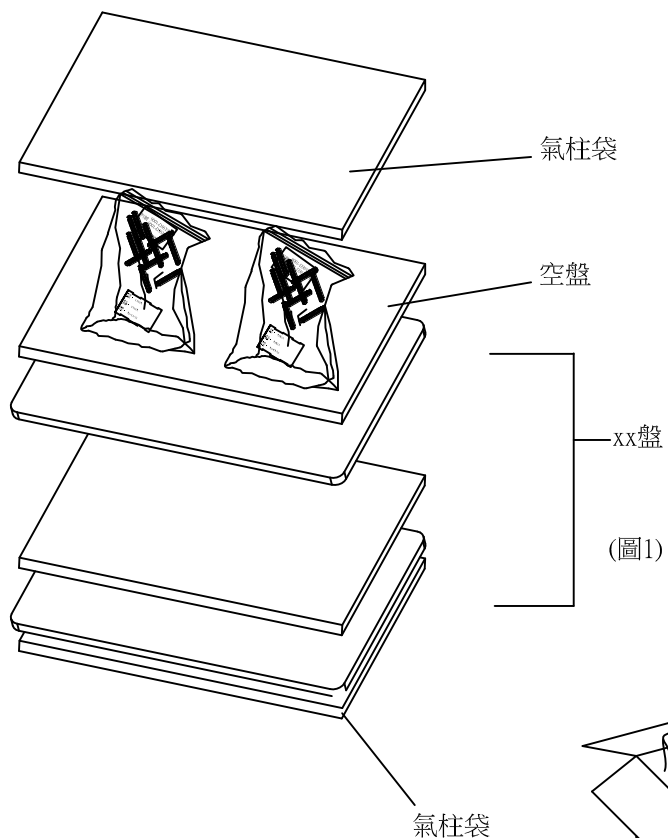
PAGE 3/5 REV. H

包裝作業圖示及說明

PACKING OPERATION DIAGRAM & INSTRUCTION

備注

REMARK



一.Outer Box Packing Mode:

(外箱包裝方式)

(1).Paper box 1.6 standard 1 PCS,as shown in drawing Two.
 (紙箱1.6規格 1 PCS.如(圖二)所示)

(2).Put one Air column bag in the upper and lower of the paper box,2PCS
 in all.,as shown in drawing One.
 (每箱上下各放一塊氣柱袋,共2PCS,如(圖一)所示)

(3).Put 1 PCS waterproof in the paper box,as shown in drawing Two.
 (紙箱內側放入防水袋 1 PCS.如(圖二)所示)

(4).Piled the XXpacking plates packed up in the waterproof.
 (將放滿產品的XX個PVC盤疊起,裝入防水袋內)

歐品電子(昆山)有限公司

OUPIIN ELECTRONIC(KUNSHAN) CO.,LTD.

包裝作業規範

PACKAGING SPECIFICATION

CONFIDENTIAL TOP SECRET

規範編號SPEC.NO. Q9001SPP-444

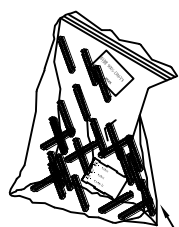
PAGE 4/5 REV. H

包裝作業圖示及說明

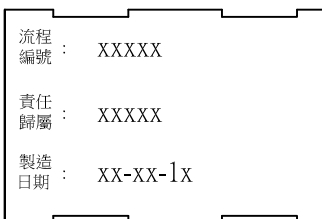
PACKING OPERATION DIAGRAM & INSTRUCTION

備注

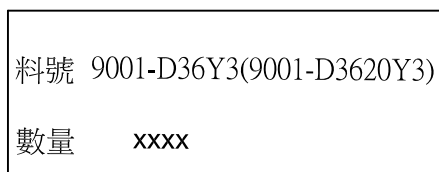
REMARK



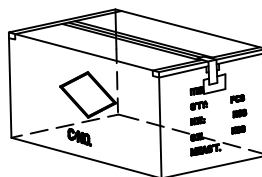
9001-D36Y3(D3620Y3)
(圖3) PE-30x40



標籤
(圖5) Label



標籤
(圖4) Label



(圖6)

(5).Use two pieces of PE bagged plastic shell, the quantity keeps the same with finished quantity, and two bags of quantity are the same Put PE bag which is filled with the cover on PVC plate. as shown in drawing Three .

(用兩個PE袋裝塑膠蓋子，數量與成品數量一致，且兩袋數量一樣。將裝滿蓋子的PE袋放在PVC盤上面。如(圖一)所示)

(6).Need to put up the goods label on PE bag, as shown in Fig. Three or four or five.

PE袋上需貼出貨標籤，如(圖三、四、五)所示。

(7).Seal the waterproof bag,then put the Air column bag 1PCS on the bag. (Put 1 PCS Air column bag at the right and left side in the paper box if it is necessary.)

(封上防水袋,然後放上第二塊氣柱袋)

(必要時，在紙箱的左右兩側各放一塊氣柱袋)

(8).Seal the surface of the outer box,as shown in drawing Six .

(將外箱上層封口,如(圖六)所示)

The form on the right and flank side of the box must be filled correctly and clearly,take actual testing weight as the standard of each box gross weight.

外箱之正麥和側麥所要填寫之項目要填寫正確,清晰,每箱之毛重應以實測重量為準。

歐品電子(昆山)有限公司

OUPIIN ELECTRONIC(KUNSHAN) CO.,LTD.

PACKAGING SPECIFICATION (包裝作業規範)

CONFIDENTIAL TOP SECRET

SPEC.NO.(規範編號)		Q9001SPP-444										PAGE:	5/5	REV.	H
PACKING MATERIAL (包裝材料)			PRODUCT P/N	CT NO.	PACKING N.W.	PACKING QUANTITY (包裝數量)			WEIGHT (重量) kg						
MATERIAL NAME (材料名稱)	PART NO. (料號)	QTY	(產品料號)	(紙箱規格)	(包材重量)	PCS/TRAY	TRAY/BOX	PCS/BOX	N.W./PCS	N.W./BOX	G.W./BOX				
PAPER BOXES (紙箱)	CT1.6	1	9001-3632IDCxxA/OP2	CT-1.6	3.96	70	27	1890	0.004941	9.34	13.30				
Packing Box (包裝盒)	PVC-10	----		9001-3620IDCxxA/OP2	CT-1.6	3.96	100	27	2700	0.002470	6.67	10.63			
WATERPROOF BAG (防水袋)	PE 100*90	1													
PE BAG (PE袋)	PE 30*40	1													
Air column bag (氣柱袋)	-----	2													
DRYING AGENT (干燥劑)	-----	3													

1.NOTE:
 (注意)It is folded up and the product is empty on the top of the mouth (最上一層另外放一個空盤)
 When the finished products have been made,take the actual weight as the standard of gross weight in each box.
 (成品出貨時,每箱之毛重應以實測重量為準)
 When the finished products have been made,stick the proper designation list on the box according to product demand.
 (成品出貨時,依據出貨要求貼上相對應的標籤單)