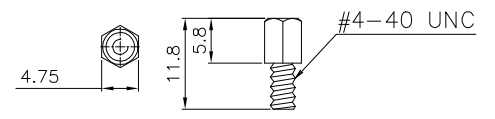
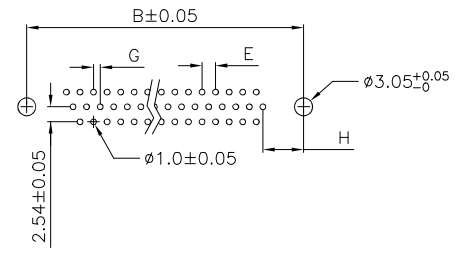
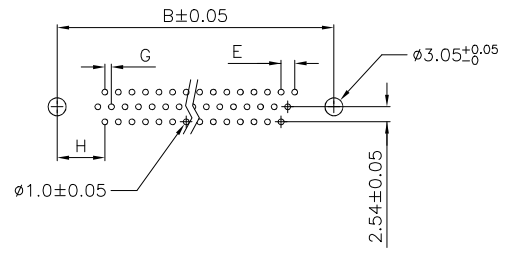
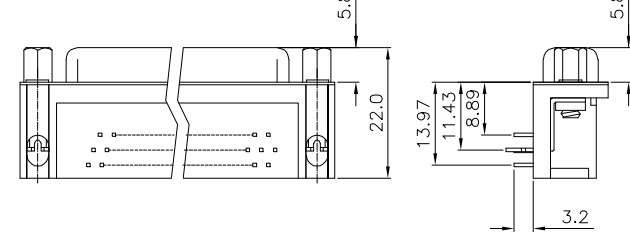
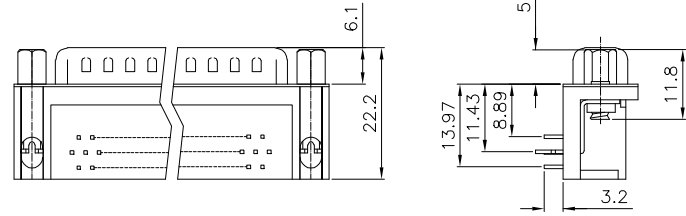
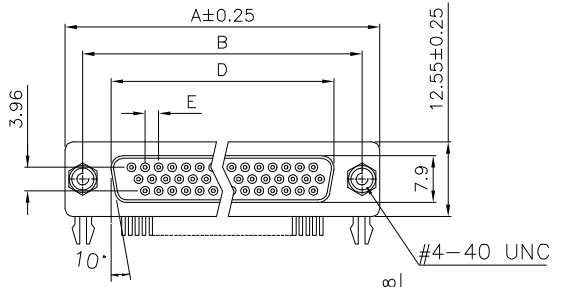
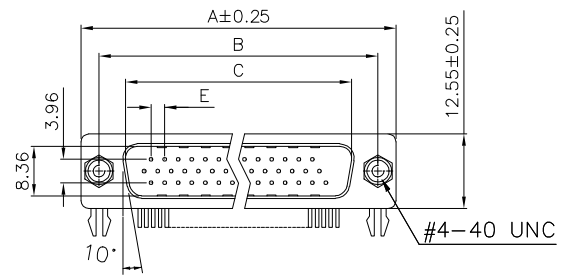


REV.	SPECIFICATION	ECN NO.	APPD.

Male

Female

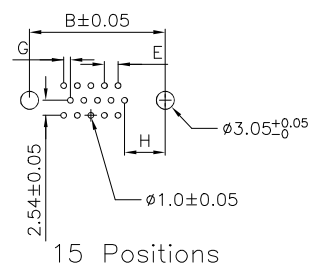
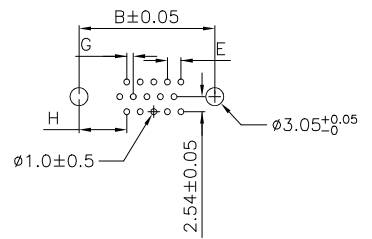


SCREW SPEC

26, 44, 62 Positions

26, 44, 62 Positions

7916-A xx x Y A -6MM
 Series Positions M: Male Y: With Grounding Forks A: Tray Package Bolthead Length
 F: Female With Riveted Threaded Inserts and With Jack Screw Attached



15 Positions
P.C. Board Layout

15 Positions
P.C. Board Layout

Positions	Dimension						
	A	B	C	D	E	G	H
15	30.81	24.99	16.92	16.33	2.29	1.145	7.04
26	39.20	33.30	25.25	24.70	2.29	1.145	6.88
44	53.05	47.04	38.96	38.40	2.29	1.145	6.88
62	69.40	63.50	55.42	54.80	2.41	1.205	7.00

Tolerances		Dwg. No.	S0320230906-01		Title:	
x° = ±3°	x. = ±0.38	Projection			7916-A Series	
.x° = ±1.0°	.x = ±0.25	Unit	mm	Scale	1:N	H.D.D-SUB
	.xx = ±0.13	Drawn By	Martin 09/06'23		Right Angle Type	

①747

OUPIN
 OUPIN ELECTRONIC(KUNSHAN) CO., LTD.
 P/N: 7916-AxxMYA-6MM&7916-AxxFYA-6MM
 SHEET 1/1 Ver.No. X1