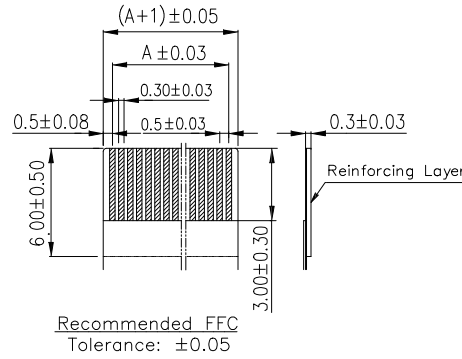
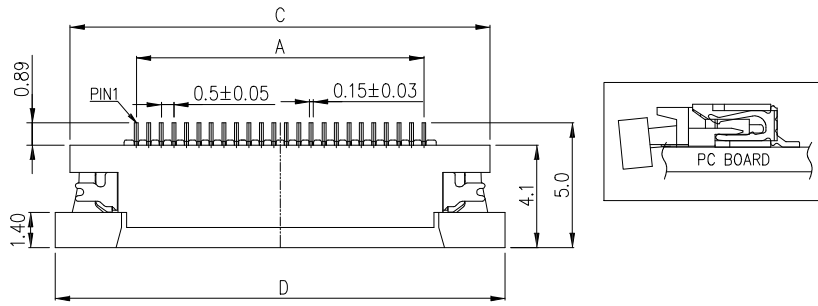


REV.	SPECIFICATION	ECN NO.	APPD.

**Top Contact**



**Material:**

Housing: LCP,UL94V-0,Natural.

Locker: LCP,UL94V-0,Black.

Contacts: Phosphor Bronze,100u" Matte Tin Plated over Nickel 50u".

Solder Tab: Brass,Tin Plated.

**Electrical Characteristics:**

Current Rating: 0.5A DC.

Voltage Rating: 50V AC.

Dielectric Withstanding Voltage: AC 500V.

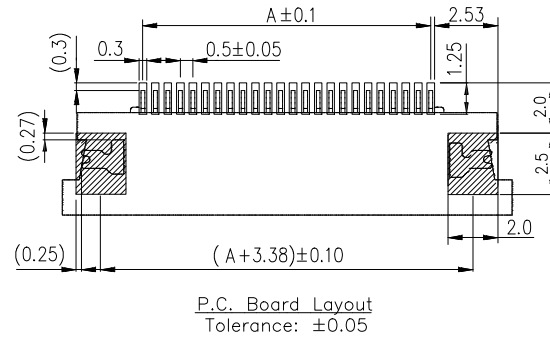
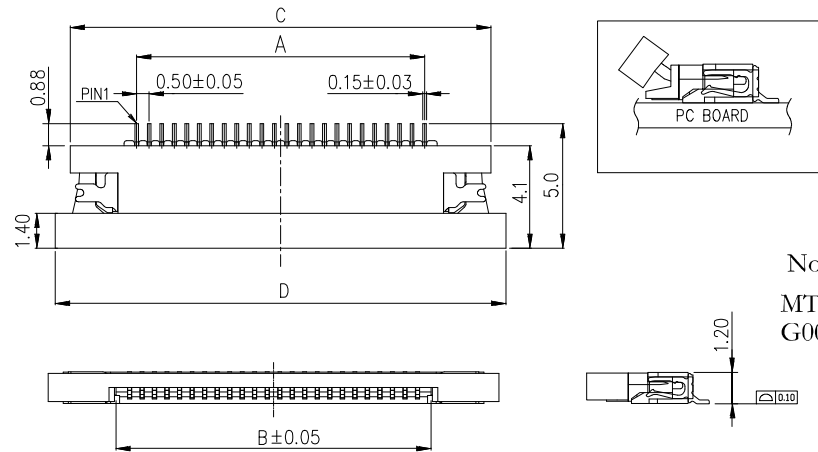
Insulation Resistance: 500MΩ min.

Contact Resistance: 30mΩ max.

Operating Temperature: -45°C~+85°C.

**\*RoHS Compliant**

**Bottom Contact**



		Dimension							
Positions	A	B	C	D	Positions	A	B	C	D
04	1.50	2.58	6.80	8.00	33	16.00	17.08	21.30	22.50
05	2.00	3.08	7.30	8.50	34	16.50	17.58	21.80	23.00
06	2.50	3.58	7.80	9.00	35	17.00	18.08	22.30	23.50
07	3.00	4.08	8.30	9.50	36	17.50	18.58	22.80	24.00
08	3.50	4.58	8.80	10.00	37	18.00	19.08	23.30	24.50
09	4.00	5.08	9.30	10.50	38	18.50	19.58	23.80	25.00
10	4.50	5.58	9.80	11.00	39	19.00	20.08	24.30	25.50
11	5.00	6.08	10.30	11.50	40	19.50	20.58	24.80	26.00
12	5.50	6.58	10.80	12.00	41	20.00	21.08	25.30	26.50
13	6.00	7.08	11.30	12.50	42	20.50	21.58	25.80	27.00
14	6.50	7.58	11.80	13.00	43	21.00	22.08	26.30	27.50
15	7.00	8.08	12.30	13.50	44	21.50	22.58	26.80	28.00
16	7.50	8.58	12.80	14.00	45	22.00	23.08	27.30	28.50
17	8.00	9.08	13.30	14.50	46	22.50	23.58	27.80	29.00
18	8.50	9.58	13.80	15.00	47	23.00	24.08	28.30	29.50
19	9.00	10.08	14.30	15.50	48	23.50	24.58	28.80	30.00
20	9.50	10.58	14.80	16.00	49	24.00	25.08	29.30	30.50
21	10.00	11.08	15.30	16.50	50	24.50	25.58	29.80	31.00
22	10.50	11.58	15.80	17.00	51	25.00	26.08	30.30	31.50
23	11.00	12.08	16.30	17.50	52	25.50	26.58	30.80	32.00
24	11.50	12.58	16.80	18.00	53	26.00	27.08	31.30	32.50
25	12.00	13.08	17.30	18.50	54	26.50	27.58	31.80	33.00
26	12.50	13.58	17.80	19.00	55	27.00	28.08	32.30	33.50
27	13.00	14.08	18.30	19.50	56	27.50	28.58	32.80	34.00
28	13.50	14.58	18.80	20.00	57	28.00	29.08	33.30	34.50
29	14.00	15.08	19.30	20.50	58	28.50	29.58	33.80	35.00
30	14.50	15.58	19.80	21.00	59	29.00	30.08	34.30	35.50
31	15.00	16.08	20.30	21.50	60	29.50	30.58	34.80	36.00
32	15.50	16.58	20.80	22.00					

Series: 2346-E xx MT D x T  
 No. of Pin Count: xx  
 MT:Matte Tin Plated  
 G00:Gold Flash Plated  
 D:SMD Type  
 T:Tape & Reel Package  
 1.Top Contact  
 2.Bottom Contact

Tolerances	Dwg. No.	S0420190713-03		Title:	
.x = ±0.30	Date	20190713		2346-E Series FFC Connector 0.5mm ZIP Type	
.xx = ±0.20	Unit	mm	Scale		1:N
.xxx = ±0.10	Drawn By	Martin 10/26'23			

**OUPIIN**  
 OUPIIN ELECTRONIC(KUNSHAN) CO., LTD.  
 P/N: 2346-ExxMTDxT

SHEET	1/1	Ver.No.	X2
-------	-----	---------	----

①525A