REV.	SPECIFICATION	ECN NO.	APPD.
R1		ECN210126	

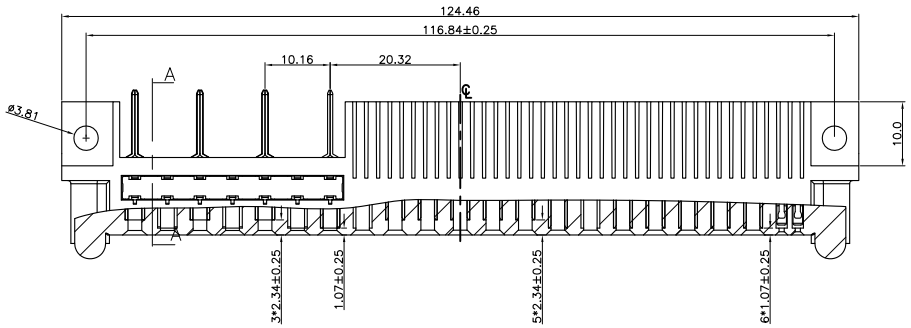

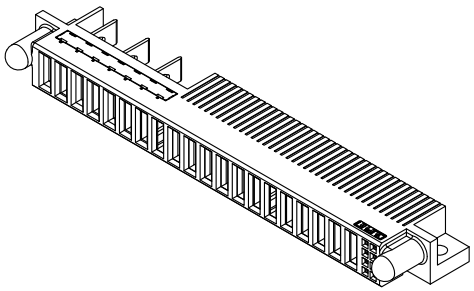

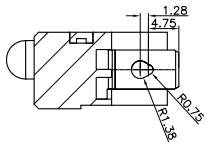

Section A–A

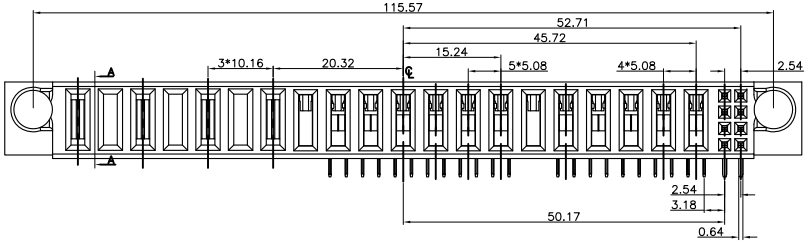

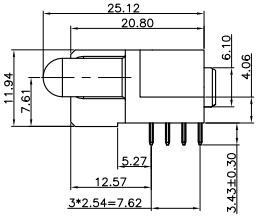

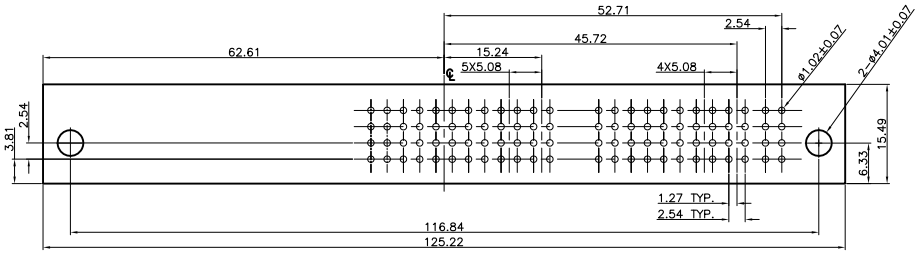

P.C.Board Layout
(Tolerance:±0.05)

Material and Plating:

Housing: LCP, UL94V-0 , Black.
Plug: LCP, UL94V-0 , Black.
Power Contacts: High Conductivity Copper.
30u"Au+Pd/Ni on Contact Area and 80u" Min Tin Plated on Solder Tail over Nickel 50u" Min .
Signal Contacts : Phosphor Bronze.
30u"Au+Pd/Ni on Contact Area and 80u" Min Tin Plated on Solder Tail over Nickel 50u" Min .

Electrical Characteristics:

Current Rating: Signal Pin 2.5 AMP.
Power Pin 30 AMP.
Dielectric Withstanding Voltage:
Signal Pin DC 1000V For 1 minute.
Power Pin DC 2500V For 1 minute.
Insulator Resistance: Signal Pin 5000MΩ min. at DC 500V.
Power Pin 20000MΩ min. at DC 500V.
Contact Resistance: Signal Pin 15mΩ max. at DC 20mA.
Power Pin 0.7mΩ max. at DC 20mA.
Operating Temperature: -40°C ~+105°C.

*RoHS Compliant

Notes 1:

H: High density Power---PCB Mount 5.08mm Pitch
P: DC Power---PCB Mount 6.35mm Pitch
A: AC Power---PCB Mount 7.62mm Pitch
S: Signal---PCB Mount 2.54mm Pitch

Notes 2:

P6, P13, P15, P17, P19 Without Contact.
P1, P2, P3, P4, P5, P7, P14 Power Contact To The Top Distance is 1.07mm.
P8, P9, P10, P11, P12, P16, P18, P20 Power Contact To The Top Distance is 2.34mm.

Notes 3:

Terminal punch

ROWS		POWER																				SIGNAL		
		P20	P19	P18	P17	P16	P15	P14	P13	P12	P11	P10	P9	P8	P7	P6	P5	P4	P3	P2	P1	2	1	
D		PM	X	PM	X	PM	X	PS	X	FM	FM	FM	FM	FM	FS	X	FS	FS	FS	FS	FS	L	L	
C																						L	L	
B																						L	L	
A																						L	L	

9391-A 4 H20 S08 CB 30 D A -A036

Series
4: Female Right-angle
Blank:Without Contact
Power Contact: Hxx, Pxx , Axx
No. of position
Blank:Without Contact
Signal Contact: S xx
No. of position
CB: Dip Tin Plated Contact Au+Pd/Ni Plated
30: 30u"
D: Dip Type
A: Tray Package
Internal Code

POWER CONTACT TO THE TOP DISTANCE 2.34mm	PM
POWER CONTACT TO THE TOP DISTANCE 1.07mm	PS
POWER CONTACT TO THE TOP DISTANCE 2.34mm, THE MATING LENGTH 3.61mm	FM
POWER CONTACT TO THE TOP DISTANCE 1.07mm, THE MATING LENGTH 4.88mm	FS
SIGNAL CONTACT 3.43 SOLDER TAIL, PD/NI	L

Tolerances	Dwg. No.	9391-D0000-328	Title: 9391-A Series Female Right-angle Dip Type	OUPIIN ELECTRONIC(KUNSHAN) CO., LTD.
x = ±0.5	Projection			P/N: 9391-A4H20S08CB30DA-A036
.x = ±0.25	Unit mm	Scale 1:1		SHEET 1/1 Ver. No. R1
.xx = ±0.15	Drawn By	zcc 01/23'21		