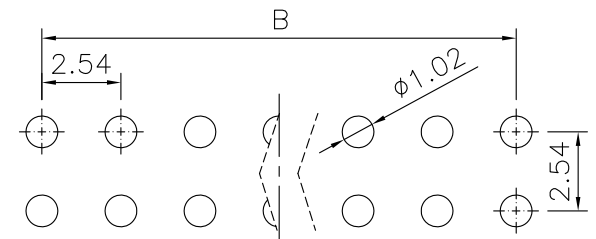
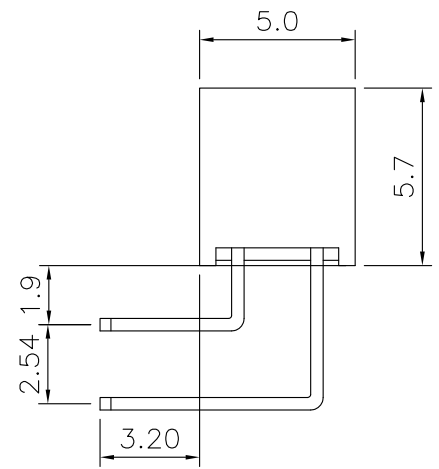
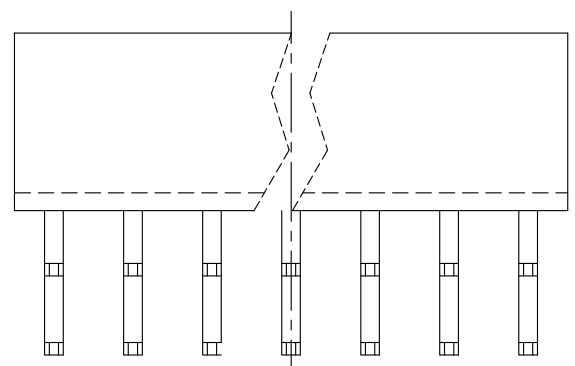
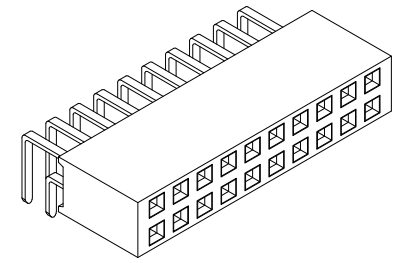
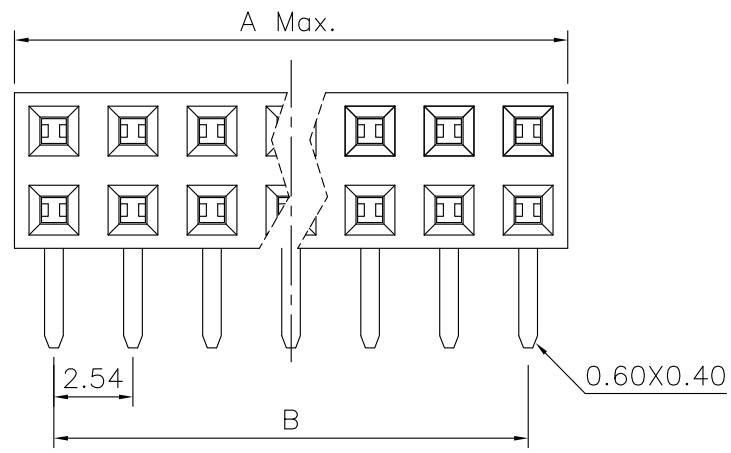


REV.	SPECIFICATION	ECN NO.	APPD.
R3		ECN151236	



P.C. Board Layout  
(Tolerance:  $\pm 0.05\text{mm}$ )

2042- 2 X xx G xx R A  
 Series Double Row No. of Pin Per Row G: Gold Plated T: Tin Plated  
 A: Tray Package B: Bulk Package R: Right Angle  
 00: G/F  
 10: 10 $\mu$ "  
 15: 15 $\mu$ "  
 30: 30 $\mu$ "

Position	4 Thru 80
Dimension	4 Thru 80
A	2.54 X No. of Position/2
B	2.54 X No. of Position/2-2.54

Tolerances	Dwg. No.	2042-D0000-004
x = $\pm 0.5$	Projection	$\oplus$ $\nabla$
.x = $\pm 0.25$	Unit	mm
.xx = $\pm 0.15$	Scale	1:1
	Drawn By	zbs 02/29'16

Title:  
2042 Series  
P.C.B. Socket  
2.54mmX2.54mm(0.100"X0.100")

**OUPIN**  
**OUPIN ELECTRONIC(KUNSHAN) CO., LTD.**  
 P/N: 2042-2XxxGxxRA  
 SHEET 1/1 Ver.No. R3