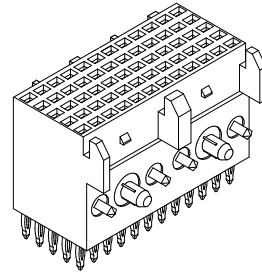
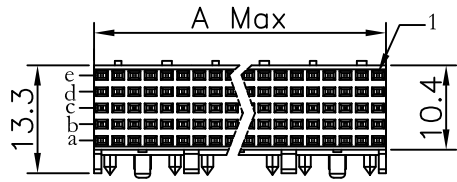


REV.	SPECIFICATION	ECN NO.	APPD.
R4		ECN131240	



**Material:**

Housing: High Temperature Plastic UL94V-0

Contacts: Copper Alloy

**Electrical Characteristics:**

Current Rating: 1 AMP.

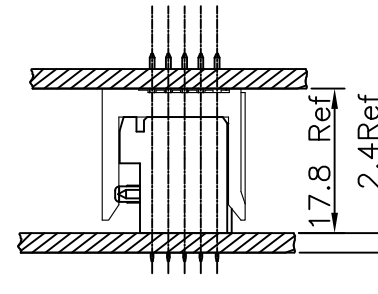
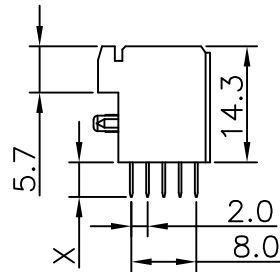
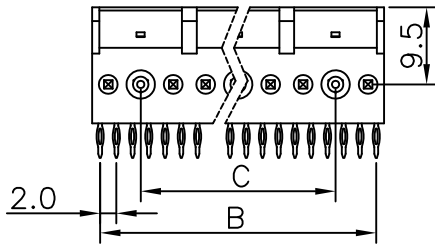
Dielectric Withstanding Voltage: AC 1000V For 1 minute.

Insulator Resistance: 1000MΩ min. at DC 500V.

Contact Resistance: 30mΩ max. at DC 100mA.

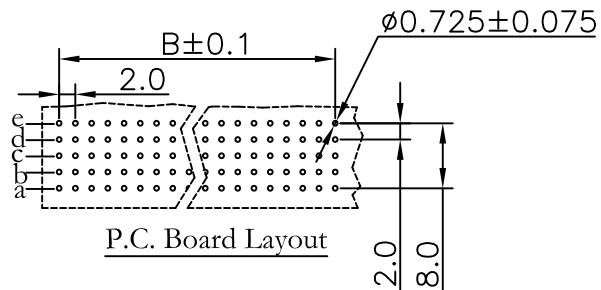
Operating Temperature: -55°C ~+125°C .

**\*RoHS Compliant**



Press Fit Type

Board-to-Board Offset  
Application Example



- Series 9111- 5 6 30 2
- 5Rows
- 6: Female
- Straight
- Position
- 2: Dip Length
- C 30 P U
- U: Tube Package
- P: Press Fit Type
- 30: 30 u"
- C: Dip Tin
- Contact Gold

Position	Dimension		
	A	B	C
30	11.95	10.0	0
60	23.95	22.0	12.0
90	35.95	34.0	24.0
120	47.95	46.0	36.0
150	59.95	58.0	48.0
180	71.95	70.0	60.0
210	83.95	82.0	72.0
240	95.95	94.0	84.0
X Length	1	2	3
	3.45	4.25	3.0

Tolerances	Dwg No.	9111D56013	
x = ±0.50	Projection	⊕ ⊖	
.x = ±0.25	Unit	mm	Scale 1:1
.xx = ±0.15	Drawn By	SU 12/20'13	

Title: 9111 Series  
H.D. Female 2.0mm  
Straight Type

<b>OUPIN</b>			
OUPIN ELECTRONIC(KUNSHAN) CO., LTD.			
P/N: 9111-56302C30PU			
SHEET	1/1	Ver.No.	R4