

歐品電子(昆山)有限公司
 OUPIIN ELECTRONIC(KUNSHAN) CO.,LTD.
 包裝作業規範
 PACKAGING SPECIFICATION

CONFIDENTIAL
 TOP SECRET

規範編號SPEC.NO. Q9001SPP-429T1

PAGE 1/4 REV. C

適用客戶 APPLICABLE CUSTOMER 一般客戶
 適用產品 APPLICABLE PRODUCT 9001-51111xA

包裝方式 PACKAGING CATEGORY TRAY PLATE PACKING

修訂履歷 REVISION HISTORY


REV.	ECN NO	頁次 PAGE							
		1	2	3	4				
B		Newly-increase CT-1.6/CT-1.9 Box Packing Quantity (新增CT-1.6/CT-1.9箱子包裝明細.)							
C		Change Quantity (變更包裝層數)							

DIVISION (事業單位) Product Develop (產品開發課) APPROVED (核准) Peter Zhu
 CHECKED (審核) Nita Lu PREPARED (制表) Martin 06/01'23

歐品電子(昆山)有限公司
 OUPIIN ELECTRONIC(KUNSHAN) CO.,LTD.
 包裝作業規範
 PACKAGING SPECIFICATION

<input checked="" type="checkbox"/> CONFIDENTIAL <input type="checkbox"/> TOP SECRET	
PAGE	2/4
REV.	C

規範編號SPEC.NO. | Q9001SPP-429T1

包裝作業圖示及說明	備注
PACKING OPERATION DIAGRAM & INSTRUCTION	REMARK
<p>產品擺放圖示：</p> 	<p>一.PVC Plate Packing Mode: (PVC盤包裝方式)</p> <p>(1).CT-1.6 Box:PVC-07 18 PCS. CT-1.6 Box: PVC-07 18 PCS.</p> <p>(2).Put product in each trough fully as shown in diagram. (產品在盤子中擺放方式如圖所示)</p> <p>(3).After filling each trough with product fully,cover it with transparent upper cover PVC-073 1PCS。 (每盤放滿產品後,加蓋透明上蓋 PVC-073 1PCS)</p> <p>(4).Stack the17 PVC plates filled with product, put them in the paper box in which has been put waterproof bag. (將放滿產品的17個PVC盤疊起,裝入防水袋放入紙箱內)</p>

歐品電子(昆山)有限公司
 OUPIIN ELECTRONIC(KUNSHAN) CO.,LTD.

包裝作業規範
 PACKAGING SPECIFICATION

規範編號SPEC.NO. Q9001SPP-429T1

CONFIDENTIAL TOP SECRET

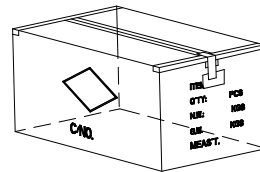
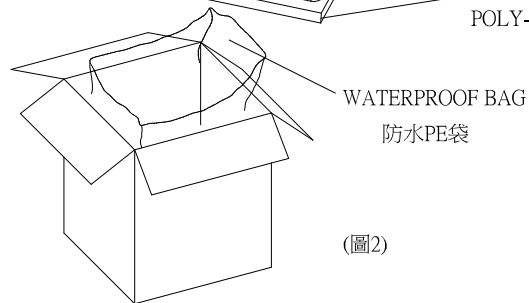
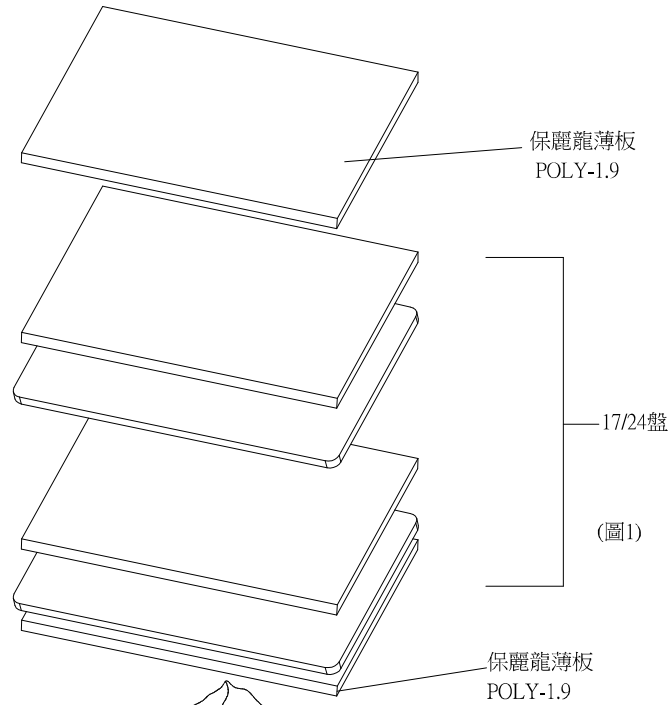
PAGE 3/4 REV. C

包裝作業圖示及說明

PACKING OPERATION DIAGRAM & INSTRUCTION

備注

REMARK



一. Outer Box Packing Mode:
 (外箱包裝方式)

- (1). Paper box 1.9 or 1.6 standard 1 PCS, as shown in drawing Two.
 (紙箱 1.9 或 1.6 規格 1 PCS. 如(圖二)所示)
- (2). Put one Foam Board in the upper and lower of the paper box, 2PCS in all, as shown in drawing One.
 (每箱上下各放一塊保麗龍, 共 2PCS, 如(圖一)所示)
- (3). Put 1 PCS waterproof in the paper box, as shown in drawing Two.
 (紙箱內側放入防水袋 1 PCS. 如(圖二)所示)
- (4). Piled the 17 packing plates packed up in the waterproof.
 (將放滿產品的 17 個 PVC 盤疊起, 裝入防水袋內)
- (5). Seal the waterproof bag, then put the Foam Board 1PCS on the bag.
 (Put 1 PCS Foam Board at the right and left side in the paper box if it is necessary.)
 (封上防水袋, 然後放上第二塊保麗龍薄板)
 (必要時, 在紙箱的左右兩側各放一塊保麗龍)
- (6). Seal the surface of the outer box, as shown in drawing Three.
 (將外箱上層封口. 如(圖三)所示)

The form on the right and flank side of the box must be filled correctly and clearly, take actual testing weight as the standard of each box gross weight.

外箱之正麥和側麥所要填寫之項目要填寫正確, 清晰, 每箱之毛重應以實測重量為準.

歐品電子(昆山)有限公司

OUPIIN ELECTRONIC(KUNSHAN) CO.,LTD.

PACKAGING SPECIFICATION (包裝作業規範)

CONFIDENTIAL TOP SECRET

PAGE: 4/4 REV. C

SPEC.NO.(規範編號)		Q9001SPP-429T1									
PACKING MATERIAL (包裝材料)			PRODUCT P/N	CT NO.	PACKING N.W.	PACKING QUANTITY (包裝數量)			WEIGHT (重量) kg		
MATERIAL NAME (材料名稱)	PART NO. (料號)	Q'TY	(產品料號)	(紙箱規格)	(包材重量)	PCS/TRAY	TRAY/BOX	PCS/BOX	N.W./PCS	N.W./BOX	G.W./BOX
PAPER BOXES (紙箱)	CT-1.6	1	9001-51111TA	CT-1.6	2.91	28	18	504	0.02200	11.09	14.00
Packing Box (包裝盒)	PVC-07	----									
Packing Box Cover (包裝盒蓋子)	PVC-073	----									
WATERPROOF BAG (防水袋)	PE 100*90	1									
Foam (保麗龍)	-----	2									
DRYING AGENT (干燥劑)	-----	3									

1.NOTE:

(注意)

When the finished products have been made,take the actual weight as the standard of gross weight in each box.

(成品出貨時,每箱之毛重應以實測重量為準)

When the finished products have been made,stick the proper designation list on the box according to product de