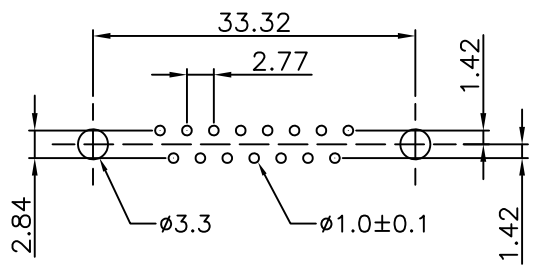
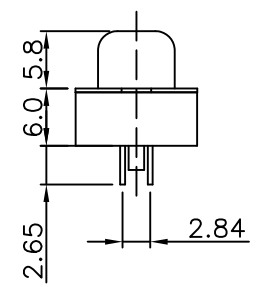
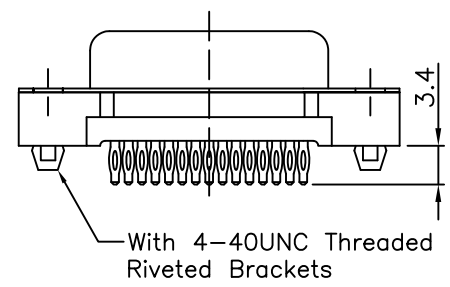
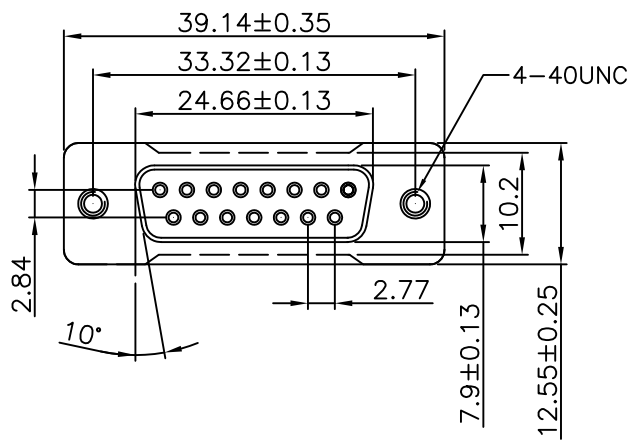


|      |               |         |       |
|------|---------------|---------|-------|
| REV. | SPECIFICATION | ECN NO. | APPD. |
|      |               |         |       |



P.C.Board Layout

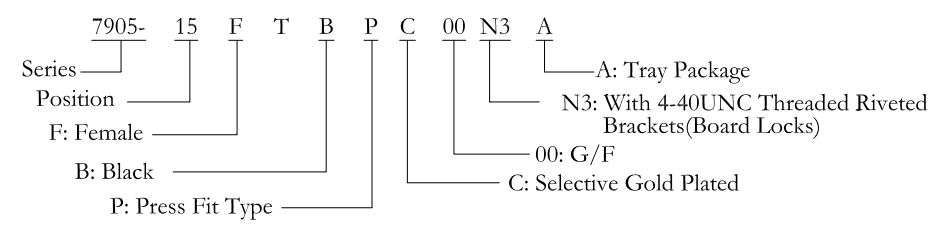
**Material:**

Housing: PBT, UL94V-0.  
 Contacts: Brass, Gold Plated on Contact Area and 100u" Min Tin Plated on Solder Tail over Nickel 50 u" Min.  
 Shell: Steel.

**Electrical Characteristics:**

Current Rating: 3 AMP.  
 Dielectric Withstanding Voltage: AC 1000V For 1 minute.  
 Insulation Resistance: 1000MΩ min. at DC 500V  
 Contact Resistance: 20mΩ max. at DC 100mA.  
 Operating Temperature: -55°C~+105°C.

**\*RoHS Compliant**



|                   |                   |                  |                               |     |   |
|-------------------|-------------------|------------------|-------------------------------|-----|---|
| <b>Tolerances</b> | <b>Dwg. No.</b>   | 7905D02019       | <b>Title:</b>                 |     | <br><b>OUPIIN ELECTRONIC(KUNSHAN) CO., LTD.</b><br><b>P/N: 7905-15FTBPC00N3A</b><br><b>SHEET 1/1 Ver.No. A4</b> |
| x = ±0.5          | <b>Projection</b> |                  | 7905 Series                   |     |   |
| .x = ±0.25        | <b>Unit</b>       | mm               | <b>Scale</b>                  | 1:1 |   |
| .xx = ±0.15       | <b>Drawn By</b>   | jia-chi 01/03'18 | D-SUB Straight Press fit type |     |   |