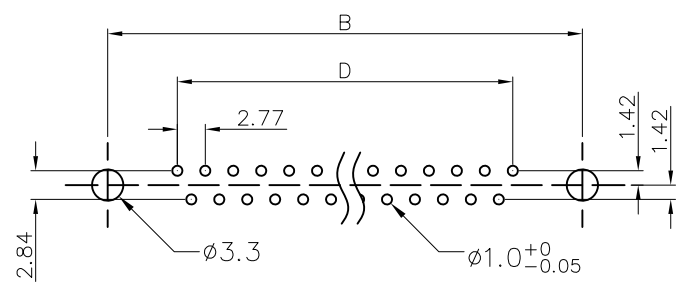
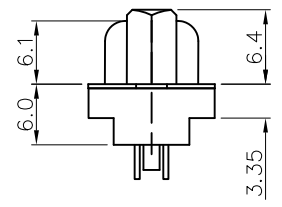
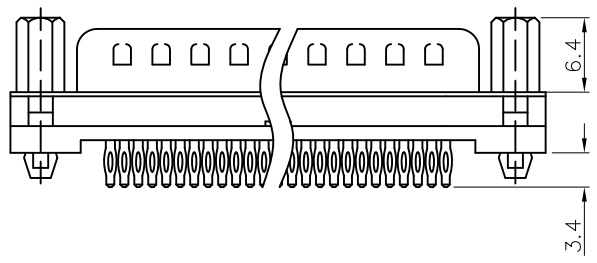
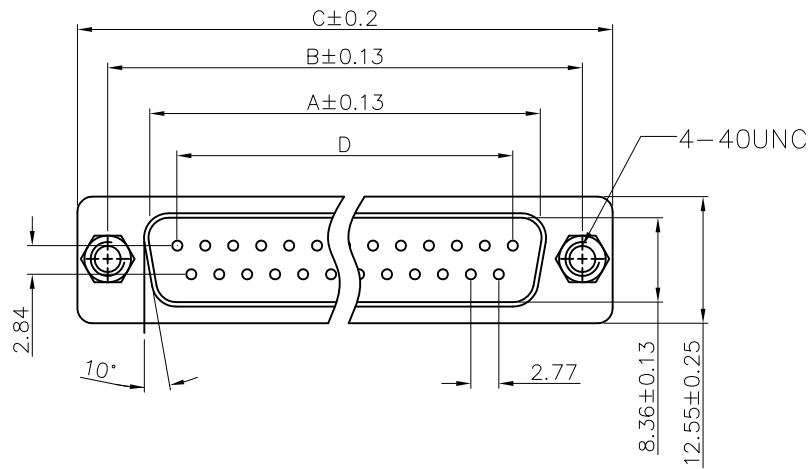


REV.	SPECIFICATION	ECN NO.	APPD.



P.C. Board Layout

Material:

Housing: PBT, UL94V-0.
 Contacts: Brass, Gold Plated on Contact Area and 100u" Min Tin Plated on solder tail over Nickel 50u" Min.

Shell: Steel.

Electrical Characteristics:

Current Rating: 3 AMP.
 Dielectric Withstanding Voltage: AC 1000V For 1 minute.
 Insulation Resistance: 1000MΩ min. at DC 500V.
 Contact Resistance: 20mΩ max. at DC 100mA.
 Operating Temperature: -55°C~+105°C.

***RoHS Compliant**

7905- xx M T B P C 00 N3N6 A
 Series ————
 Position ————
 M: Male
 B: Black
 P: Press Fit Type
 A: Tray Package
 N3N6: With 4-40UNC Threaded Riveted Brackets and Jack Screws Assembled
 00:G/F
 C: Selective Gold Plated

Position	Dimension			
	A	B	C	D
9	16.92	24.99	30.81	11.08
15	25.25	33.32	39.14	19.39
25	38.96	47.04	53.04	33.24
37	55.42	63.50	69.32	49.86

Tolerances	Dwg. No.	7905D01008	
x = ±0.50	Projection	⊕ ↗	
.x = ±0.25	Unit	mm	Scale 1:1
.xx = ±0.15	Drawn By	jia-chi 01/02'18	

Title: 7905 Series
 D-SUB Straight
 Press Fit Type
 ① 747

OUPIN
 OUPIN ELECTRONIC(KUNSHAN) CO., LTD.
 P/N: 7905-xxMTBPC00N3N6A
 SHEET 1/1 Ver.No. A8