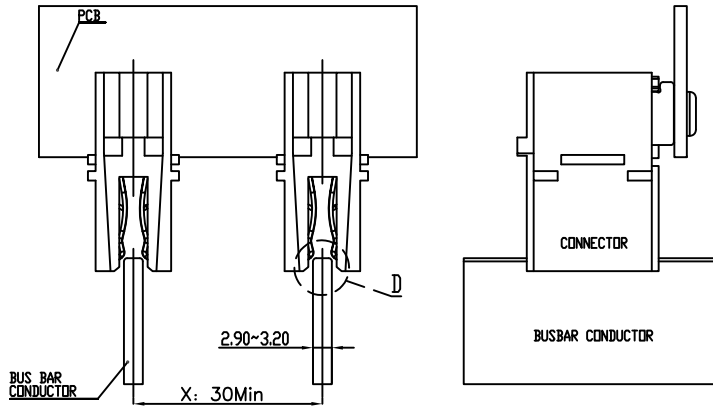
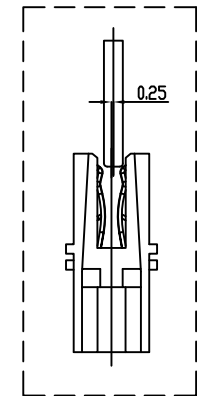
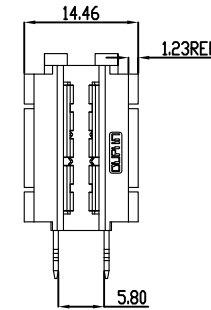
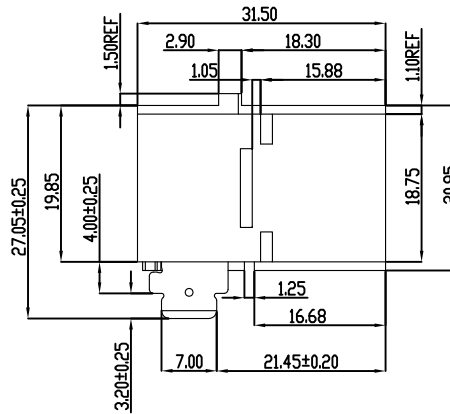
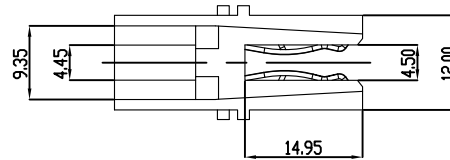
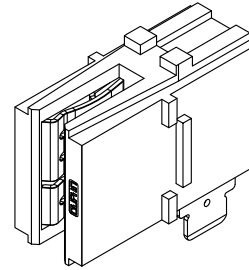


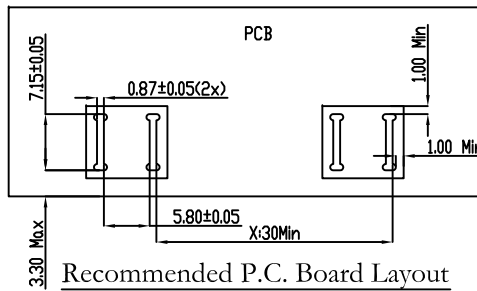
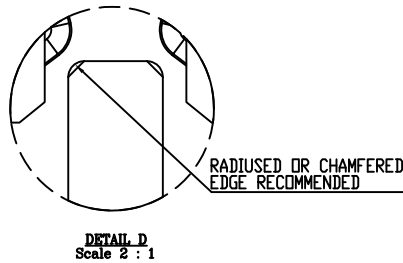
REV.	SPECIFICATION	ECN NO.	APPD.
R2		ECN221118	



PCB And BUSBAR Conductor
In These Views Are Shown For Reference Only.



Deviation



Recommended P.C. Board Layout

9192-A 02 x S6 A
 Series ——— A:Tray Package
 No.of Pin Count ——— S6 :Straight Type 6
 T: Tin/Ni Plating
 A: Ag/Ni Plating

Tolerances	Dwg. No.	9192-D0000-022		Title:	
x.=±0.5	Projection	⊕		9192 Series BUSBARClip POWER CONNECTOR	
.x=±0.25	Unit	mm	Scale		1:2
.xx=±0.15	Drawn By	ZY 11/9'22			

OUPIN			
OUPIN ELECTRONIC(KUNSHAN) CO., LTD.			
P/N: 9192-A02xS6A			
SHEET	1/1	Ver.No.	R2