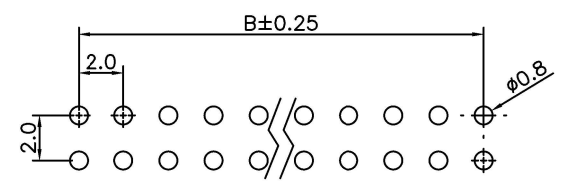
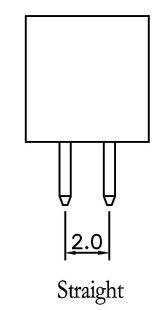
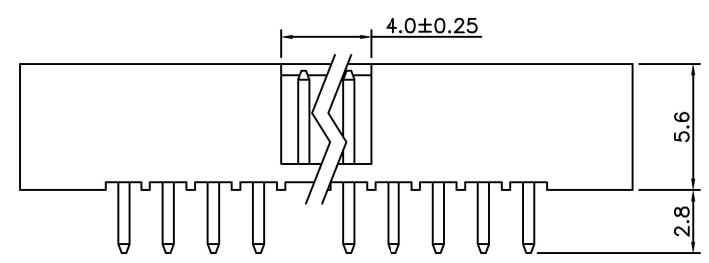
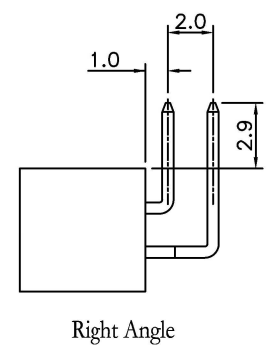
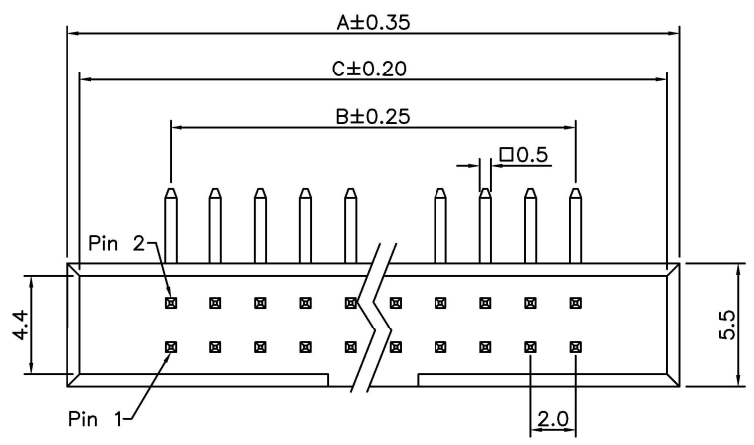


| | | | |
|------|---------------|---------|-------|
| REV. | SPECIFICATION | ECN NO. | APPD. |
| | | | |



P.C. Board Layout

Material:

Housing: PA6T, UL94V-0.

Contacts: Brass, Gold Plated on Contact Area and Gold Flash on Solder Tail over Nickel 20~40u".

Electrical Characteristics:

- Current Rating: 1 AMP.
- Dielectric Withstanding Voltage: AC 500V.
- Insulator Resistance: 5000MΩ min.
- Contact Resistance: 20mΩ max.
- Operating Temperature: -40°C~+105°C.

***RoHS Compliant**

| Position | A | B | C |
|----------|-------|-------|-------|
| 6 | 13.20 | 4.00 | 12.10 |
| 8 | 15.20 | 6.00 | 14.10 |
| 10 | 17.20 | 8.00 | 16.10 |
| 12 | 19.20 | 10.00 | 18.10 |
| 14 | 21.20 | 12.00 | 20.10 |
| 16 | 23.20 | 14.00 | 22.10 |
| 20 | 27.20 | 18.00 | 26.10 |
| 22 | 29.20 | 20.00 | 28.10 |
| 24 | 31.20 | 22.00 | 30.10 |
| 26 | 33.20 | 24.00 | 32.10 |
| 30 | 37.20 | 28.00 | 36.10 |
| 32 | 39.20 | 30.00 | 38.10 |
| 34 | 41.20 | 32.00 | 40.10 |
| 40 | 47.20 | 38.00 | 46.10 |
| 44 | 51.20 | 42.00 | 50.10 |
| 50 | 57.20 | 48.00 | 56.10 |
| 60 | 67.20 | 58.00 | 66.10 |
| 64 | 71.20 | 62.00 | 70.10 |
| 68 | 75.20 | 66.00 | 74.10 |

3112-xx G xx S B A
 Series No. of Pin Count G: Gold Plated 00: Gold Flash 10: 10u" 15: 15u" 30: 30u" S: Straight R: Right Angle B: Black A: Tray Package

| | | | | | |
|---------------------------|------------|-----------------|-------|---------------------------------|-------|
| Tolerances | Dwg No. | 3112D01001 | | Title: | |
| .x = ±0.30 .xx = ±0.20 | Projection | ⊕ ◀ | | 3112 Series Box Header 2.0mm | |
| | Unit | mm | Scale | | 1:N |
| | Drawn By | Sherry 07/18'19 | | | ① 535 |

OUPIIN
 OUPIIN ELECTRONIC(KUNSHAN) CO., LTD.
 P/N: 3112-xxGxxSBA

| | | | |
|-------|-----|---------|----|
| SHEET | 1/1 | Ver.No. | B1 |
|-------|-----|---------|----|