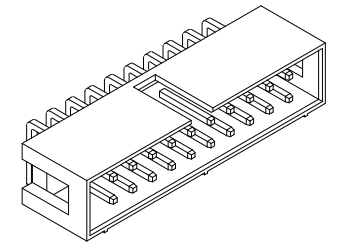
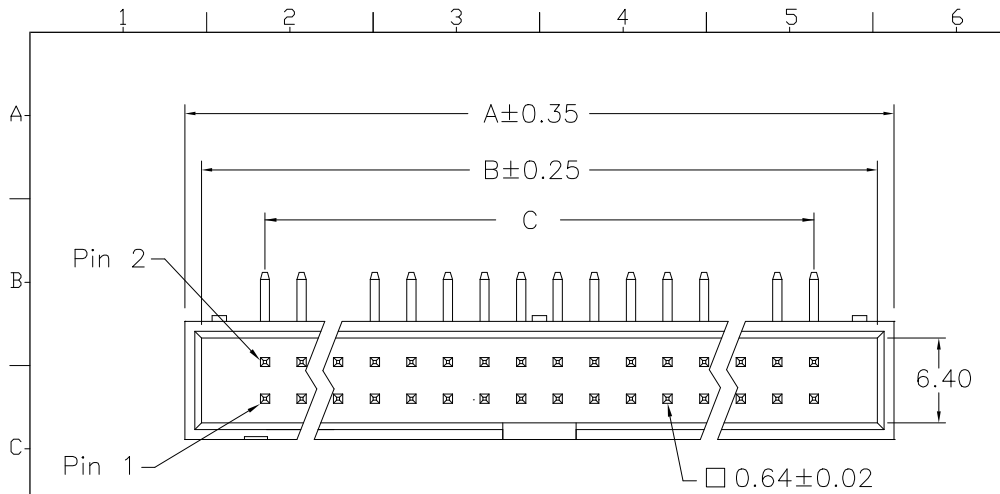


REV.	SPECIFICATION	ECN NO.	APPD.



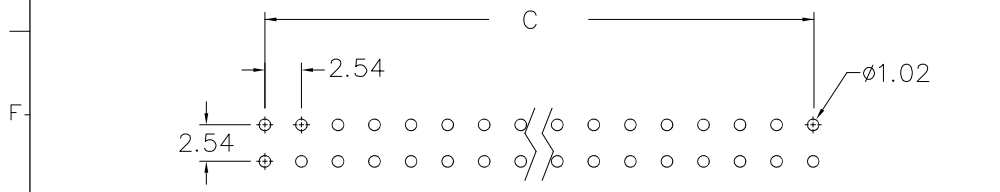
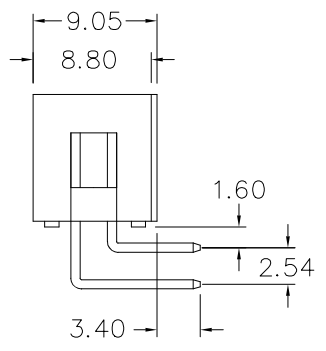
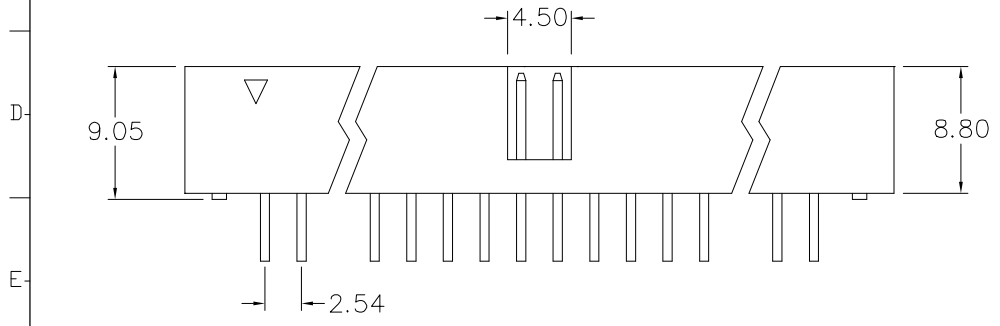
**Material:**

Housing: PA6T or PBT, UL94V-0, .  
 Contacts: Brass. Gold Plated or Tin Plated 80u"~120u"  
 over Nickel 20u"~40u", Or Gold Plated on  
 Contact Area and 80~120u" Tin Plated over  
 Nickel 20~40u".

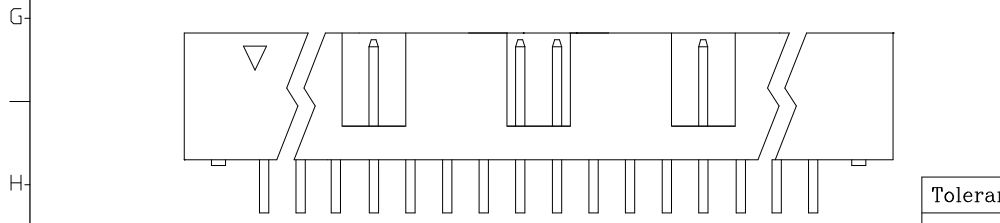
**Electrical Characteristics:**

Current Rating: 3 AMP.  
 Dielectric Withstanding Voltage: AC 500V .  
 Insulator Resistance: 5000MΩ min.  
 Contact Resistance: 20mΩ max.  
 Operating Temperature: -40°C~+105°C.

**\*RoHS Compliant**



P.C. Board Layout



For 60 & 64Pin

3012-A xx G 00 R B A -HT  
 Series ———  
 No. of Pin Count ———  
 G: Gold Plated  
 C: Selective Gold Plated  
 T: Tin Plated  
 00: Gold Flash  
 10:10u"  
 15:15u"  
 30:30u"  
 HT: PA6T  
 Blank: PBT  
 A: Tray Package  
 B: Black  
 R: Right Angle

Positions	A	B	C
06	15.20	12.80	5.08
08	17.78	15.48	7.62
10	20.30	18.10	10.16
12	22.84	20.64	12.70
14	25.38	23.18	15.24
16	27.92	25.72	17.78
20	33.00	30.80	22.86
24	38.08	35.88	27.94
26	40.62	38.42	30.48
30	45.70	43.50	35.56
34	50.80	48.58	40.64
40	58.40	56.20	48.26
44	63.48	61.28	53.34
50	71.10	68.90	60.96
56	78.72	76.52	68.58
60	83.80	81.60	73.66
64	88.88	86.68	78.74

Tolerances	Dwg. No.	3012D01033		Title:	3012-A Series	
.x = ±0.30 .xx = ±0.20	Projection	⊕ ⊖		Box Header 2.54mm		
	Unit	mm	Scale	1:N		
	Drawn By	Martin 09/17'21		Right Angle Type		

<b>OUPIN</b>			
OUPIN ELECTRONIC(KUNSHAN) CO., LTD.			
P/N: 3012-AxxG00RBA-HT			
SHEET	1/1	Ver.No.	A9