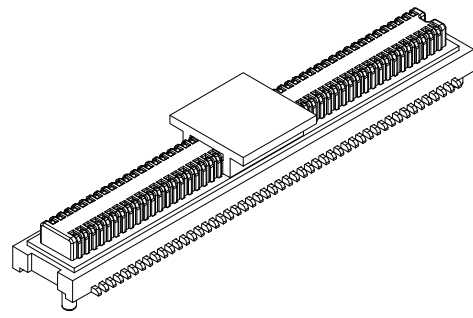
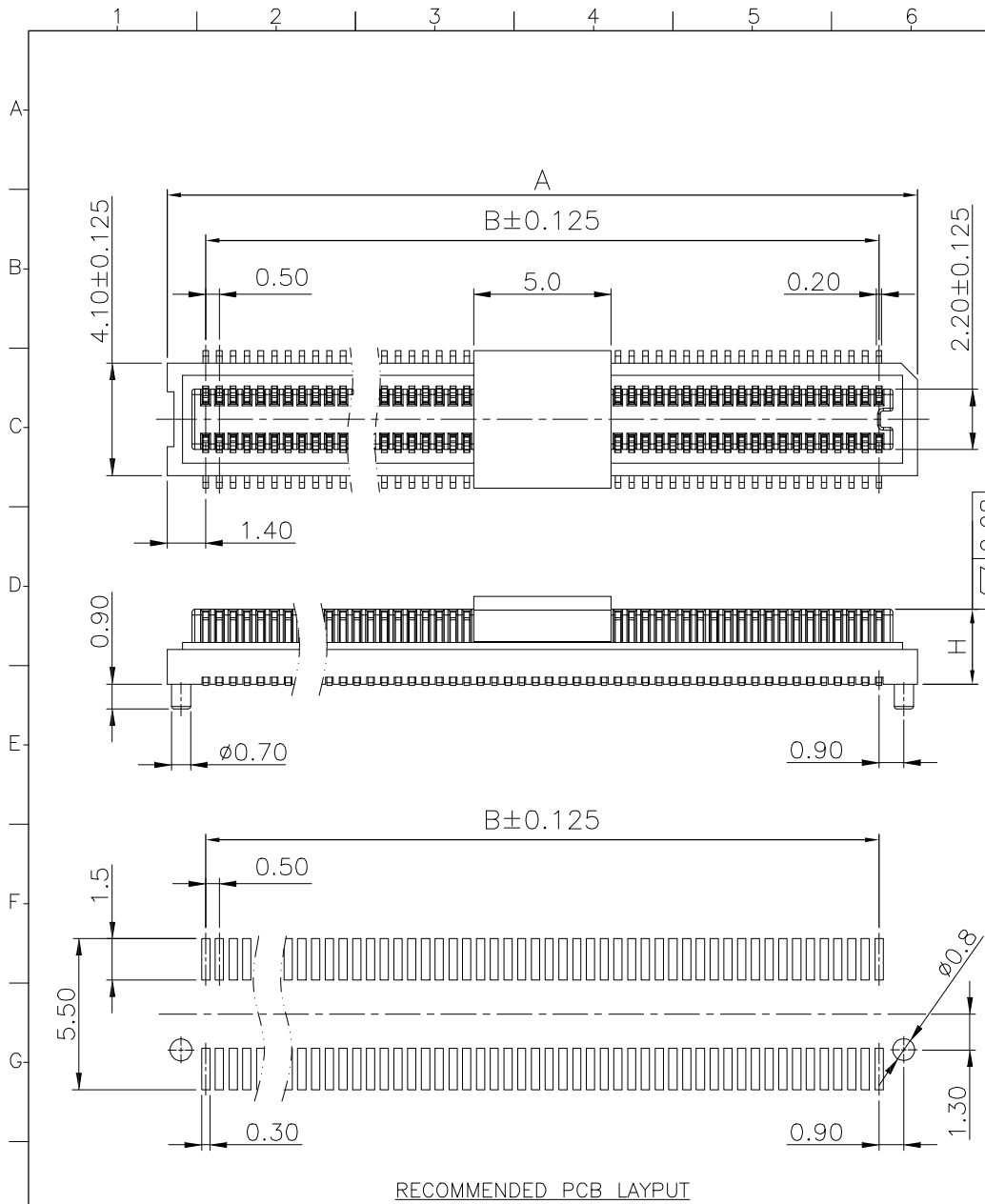


REV.	SPECIFICATION	ECN NO.	APPD.

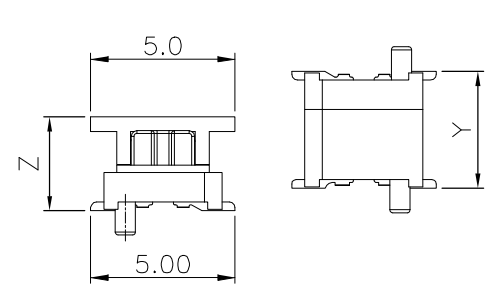


Material:

Housing: PA9T, UL94V-0, Black.
 Contacts: Brass.Gold Plated on Contact Area and Gold Flash on solder tail over Nickel 50u" Min.

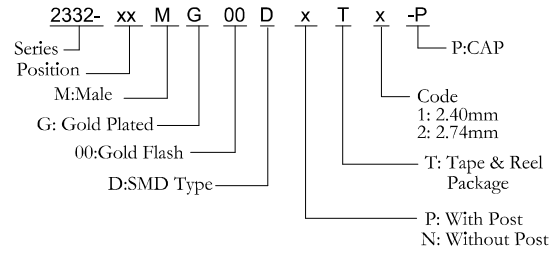
Electrical Characteristics:

Voltage Rating: 50V.
 Current Rating: 0.5 AMP.
 Dielectric Withstanding Voltage: AC 500V for 1 minute.
 Insulator Resistance: 100MΩ min.
 Contact Resistance: 40mΩ max.
 Operating Temperature: -20°C~+105°C .
***RoHS Compliant**



Code:1~2 Z 2332-xxM	1		2	
	2.9		3.25	
Code:1~2 H 2332-xxF	1	1	2	2
	2.74	2.74	3.70	3.70
Code:1~2 H 2332-xxM	1	2	1	2
	2.40	2.74	2.40	2.74
Stacked Height Y	3.70	4.05	4.60	4.95

Positions	Dimension				
	A	B	Positions	A	B
2X10	7.30	4.50	2X31	17.80	15.00
2X11	7.80	5.00	2X32	18.30	15.50
2X12	8.30	5.50	2X33	18.80	16.00
2X13	8.80	6.00	2X34	19.30	16.50
2X14	9.30	6.50	2X35	19.80	17.00
2X15	9.80	7.00	2X36	20.30	17.50
2X16	10.30	7.50	2X37	20.80	18.00
2X17	10.80	8.00	2X38	21.30	18.50
2X18	11.30	8.50	2X39	21.80	19.00
2X19	11.80	9.00	2X40	22.30	19.50
2X20	12.30	9.50	2X41	22.80	20.00
2X21	12.80	10.00	2X42	23.30	20.50
2X22	13.30	10.50	2X43	23.80	21.00
2X23	13.80	11.00	2X44	24.30	21.50
2X24	14.30	11.50	2X45	24.80	22.00
2X25	14.80	12.00	2X46	25.30	22.50
2X26	15.30	12.50	2X47	25.80	23.00
2X27	15.80	13.00	2X48	26.30	23.50
2X28	16.30	13.50	2X49	26.80	24.00
2X29	16.80	14.00	2X50	27.30	24.50
2X30	17.30	14.50			



Tolerances	Dwg. No.	2332D01001	Title:	2332 Series
x. = ±0.50	Projection		Board to Board 0.5mm	
.x = ±0.38	Unit	mm	Scale	1:N
.xx = ±0.25	Drawn By	Martin 11/21'24	① 793	
.xxx = ±0.10				

OUPIN
 OUPIN ELECTRONIC(KUNSHAN) CO., LTD.
 P/N: 2332-xxMG00DxTx-P
 SHEET 1/1 Ver.No. B1